

Paediatric Respiratory Pathogen Report

Week 30, 25th July – 31st July 2022

- RSV proportion positive and cases in paediatric patients increased this week.
- Influenza cases and proportion positive in paediatric patients decreased this week and are similar to levels normally observed at this time of year.
- PathWest detected 29 paediatric influenza A cases this week. Of those assigned a subtype, 88% were influenza A/H3.
- SARS-CoV-2 was the most common respiratory virus detected in paediatric patients this week, with 184 cases.

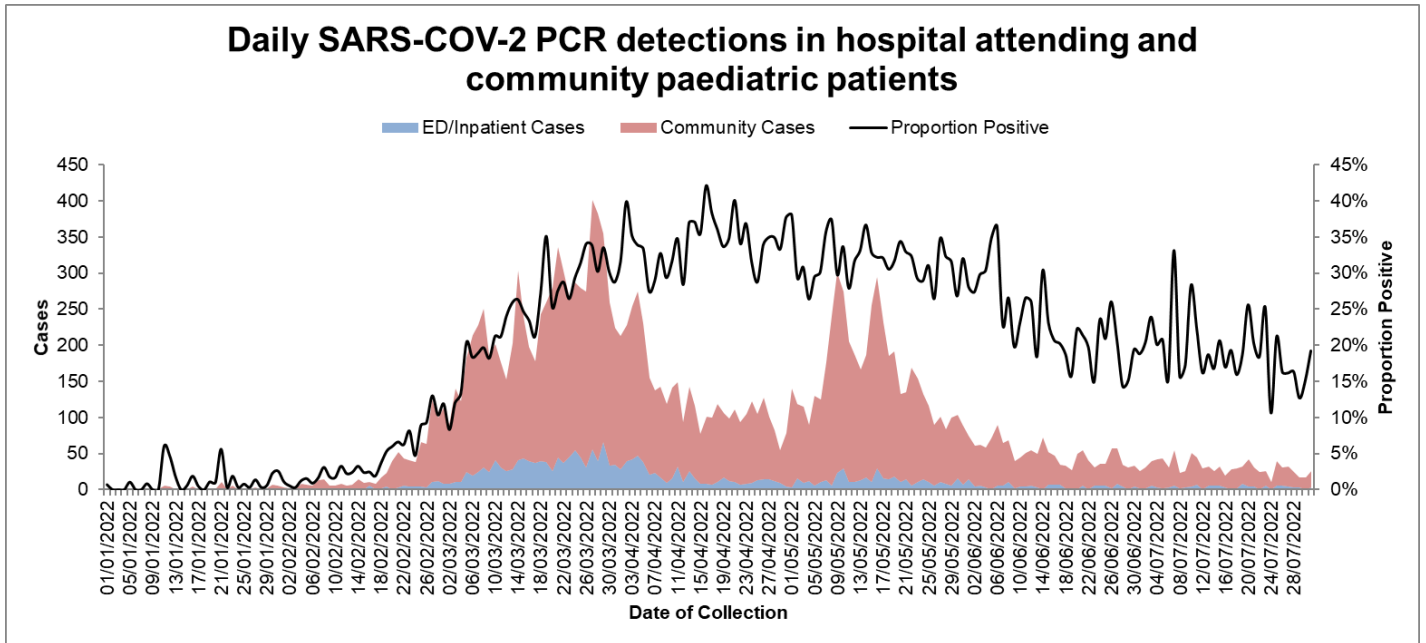


Figure 1: Daily SARS-CoV-2 detections in hospital attending patients and community paediatric patients. Data is for PCR samples tested by PathWest only.

SARS-COV-2 PCR proportion positive in paediatric cases is trending downwards but remains high.

Data is representative of all patients attending a hospital (public or private) in Western Australia, for which a respiratory sample was collected and tested at a PathWest laboratory.

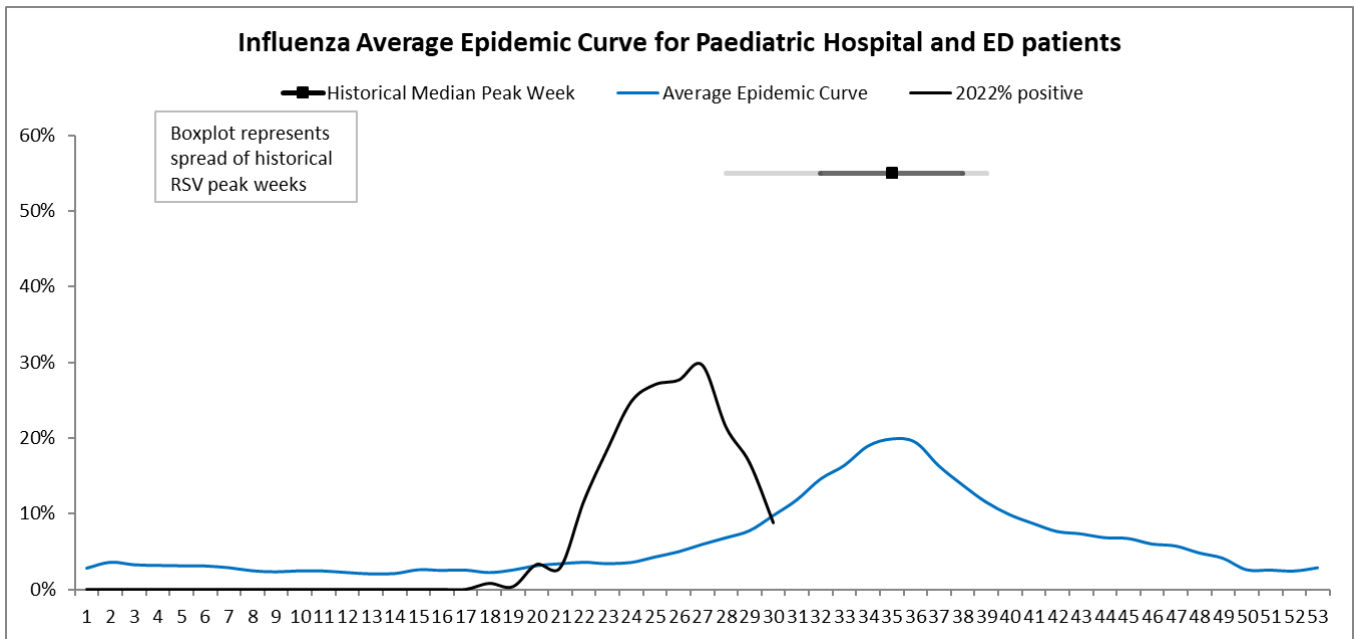


Figure 2: The current season plotted against the Paediatric Influenza Average Epidemic Curve. The average epidemic curve was constructed by averaging all seasons measured at PathWest QE2 from 2007-2019. Data represents all WA hospitalised and ED paediatric patients tested by PathWest.

Influenza proportion positive (9%) is trending downwards and is similar to levels historically observed at this time of year.

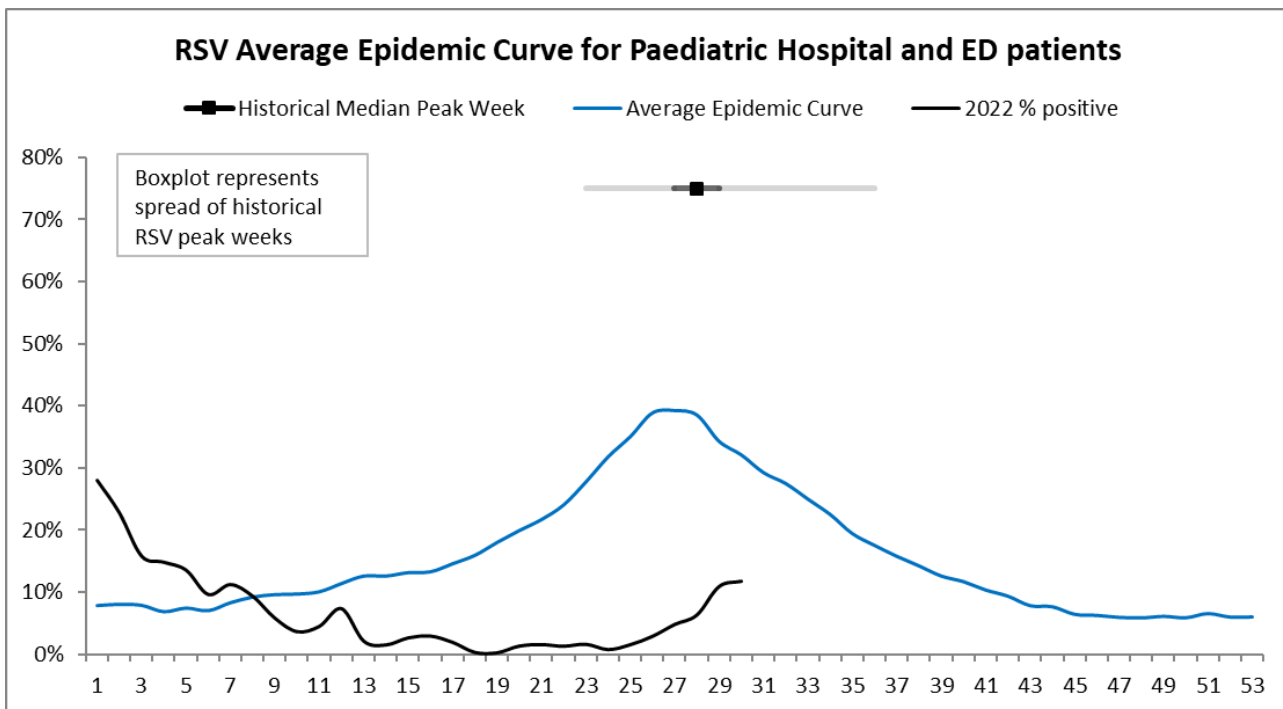


Figure 3: The current season plotted against the Paediatric RSV Average Epidemic Curve. The average epidemic curve was constructed by averaging all seasons measured at PathWest QE2 from 2007-2019. Data represents all WA hospitalised and ED paediatric patients tested by PathWest.

RSV proportion positive (12%) is trending upwards but remains below levels historically observed at this time of year.

Data is representative of all patients attending a hospital (public or private) in Western Australia, for which a respiratory sample was collected and tested at a PathWest laboratory.

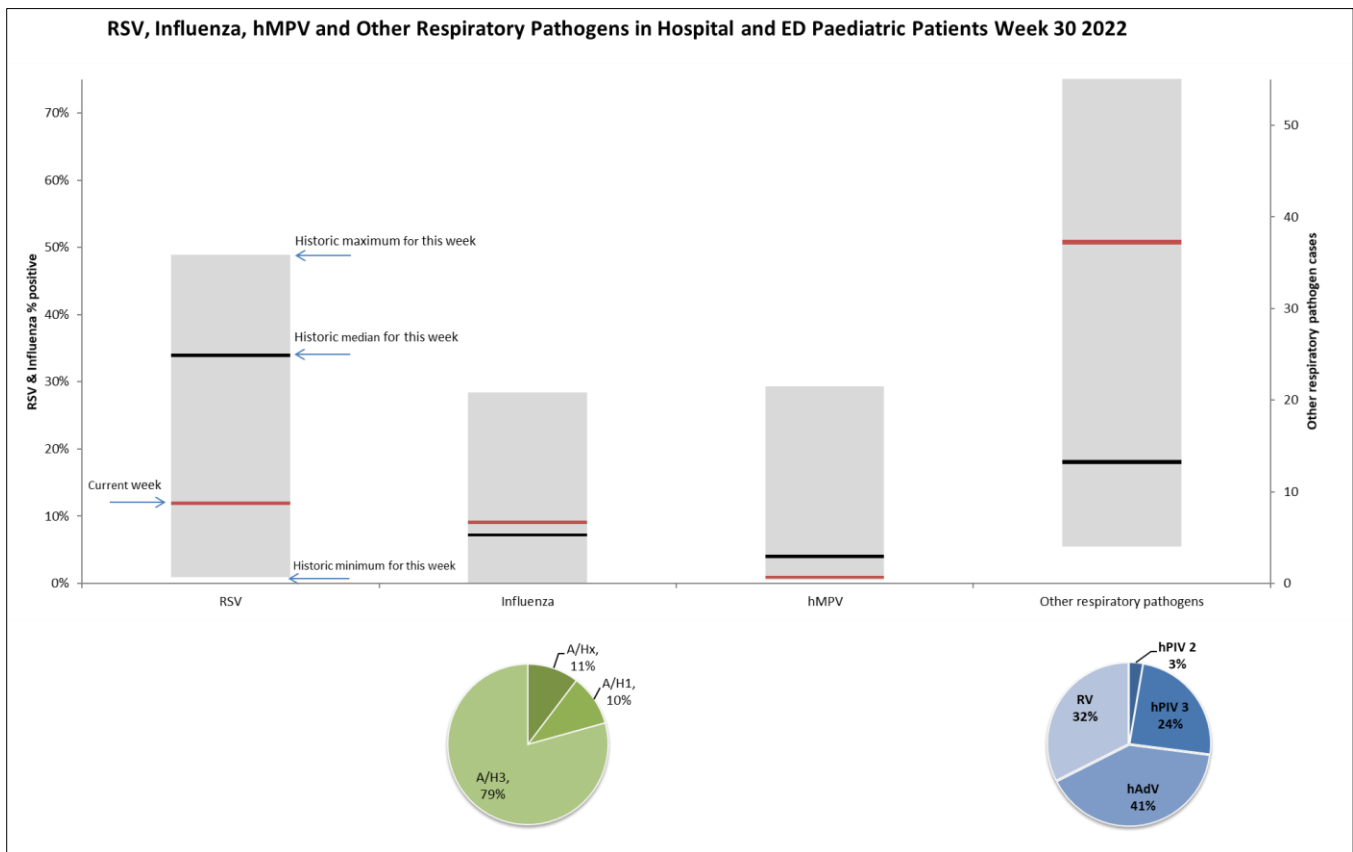


Figure 4: Proportion positive (RSV & influenza) or cases (other respiratory pathogens) for the current week (red line) plotted against the historic range (grey box) and median (black line) for this week. Pie charts represent the breakdown of influenza subtypes and the count of other respiratory pathogens. Data represents hospitalised and ED paediatric patients tested by PathWest. Historic data is for years 2007-2019. Please note: Due to the escalation of rapid PCR testing, the number influenza and RSV positive samples which do not receive a subtyping test has increased.

Influenza proportion positive (9%) was higher than the historic median (7%). RSV proportion positive (12%) was lower than the historic median (36%) for this week. Other respiratory virus detections were higher than the historic median for this week. These detections were predominantly rhinovirus and adenovirus. Testing for rhinovirus and adenovirus is currently higher than it has been in previous years.

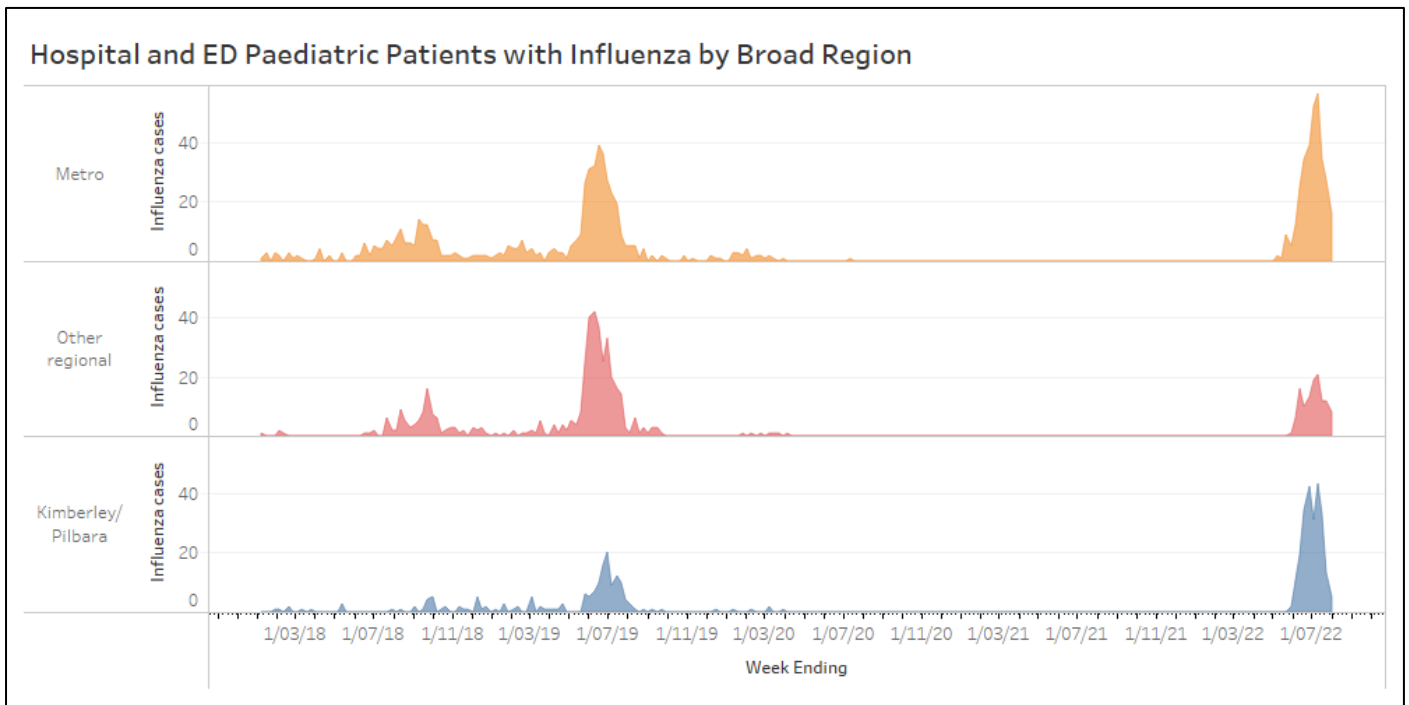


Figure 5: Hospital attending paediatric patients with influenza in Perth metropolitan region, in both Kimberley and Pilbara combined and in the remaining regions combined.

There were 29 paediatric cases of influenza this week, 16 were from the Metro area, 4 were from the Great Southern, 3 from each of the Kimberley and Midwest, 2 from the Pilbara and 1 from Goldfields.

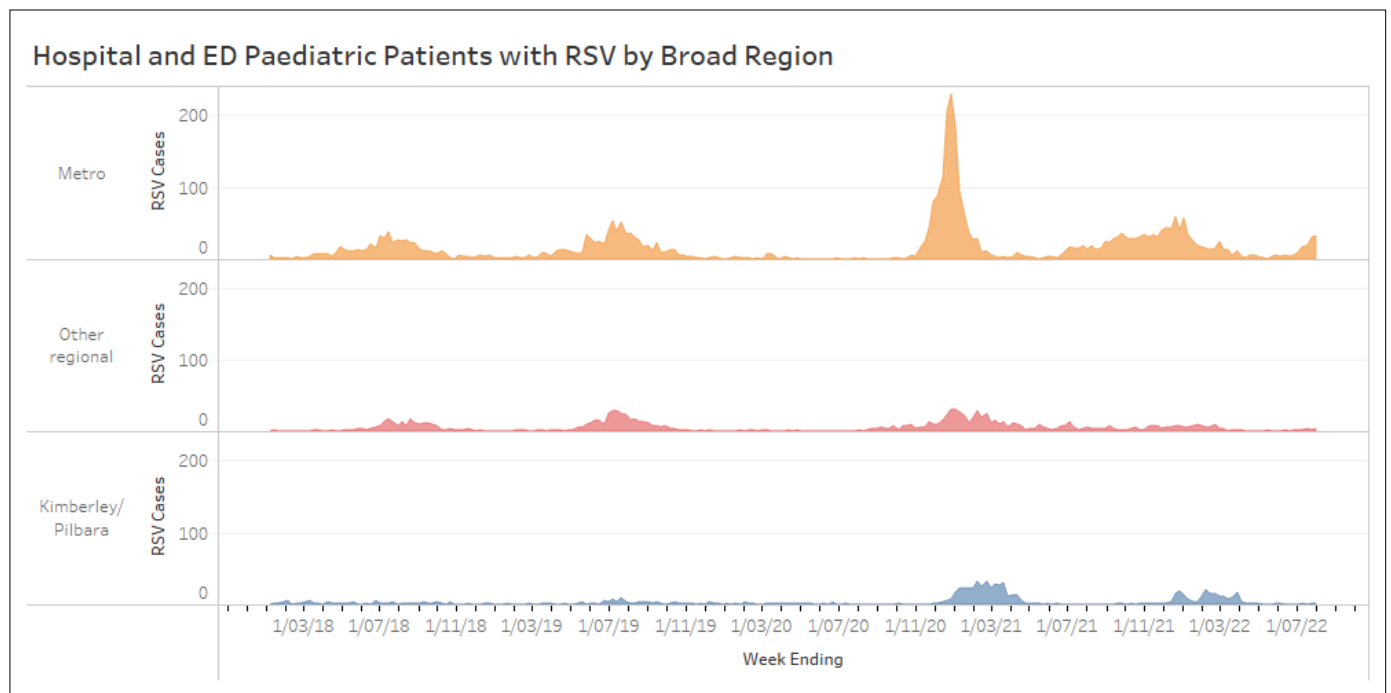


Figure 6: Hospital attending paediatric patients with RSV in Perth metropolitan region, in both Kimberley and Pilbara combined and in the remaining regions combined.

There were 37 paediatric cases of RSV this week, 32 were from the Metro area and 2 from each of the Goldfields and the Pilbara, and one from the Southwest.

Data is representative of all patients attending a hospital (public or private) in Western Australia, for which a respiratory sample was collected and tested at a PathWest laboratory.

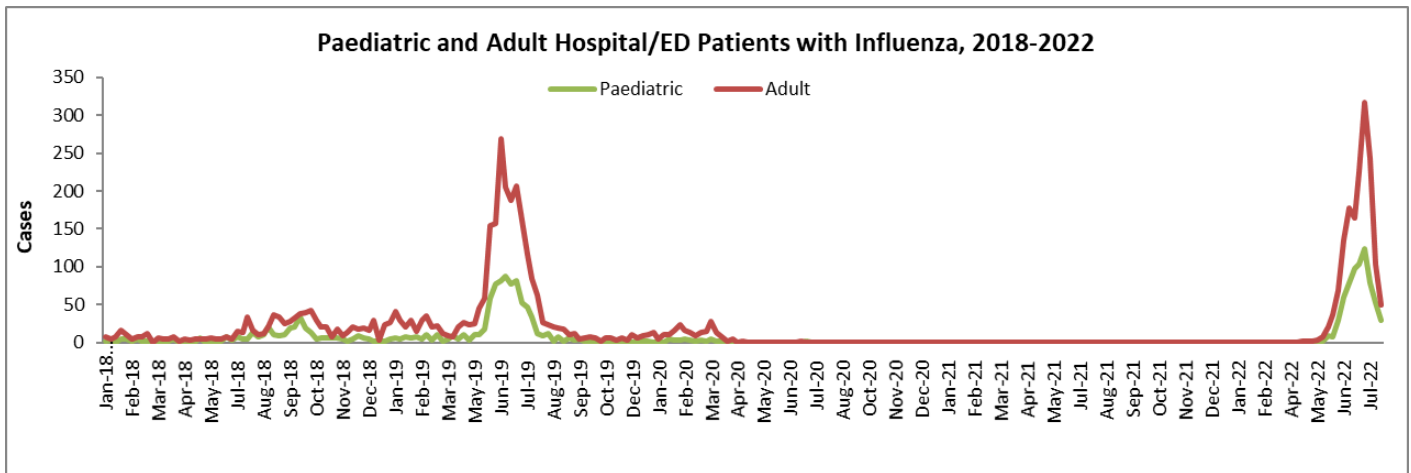


Figure 7: Paediatric and adult hospital attending patients with influenza, 2018-2022.

There were 29 children and 50 adults with influenza who attended a hospital.

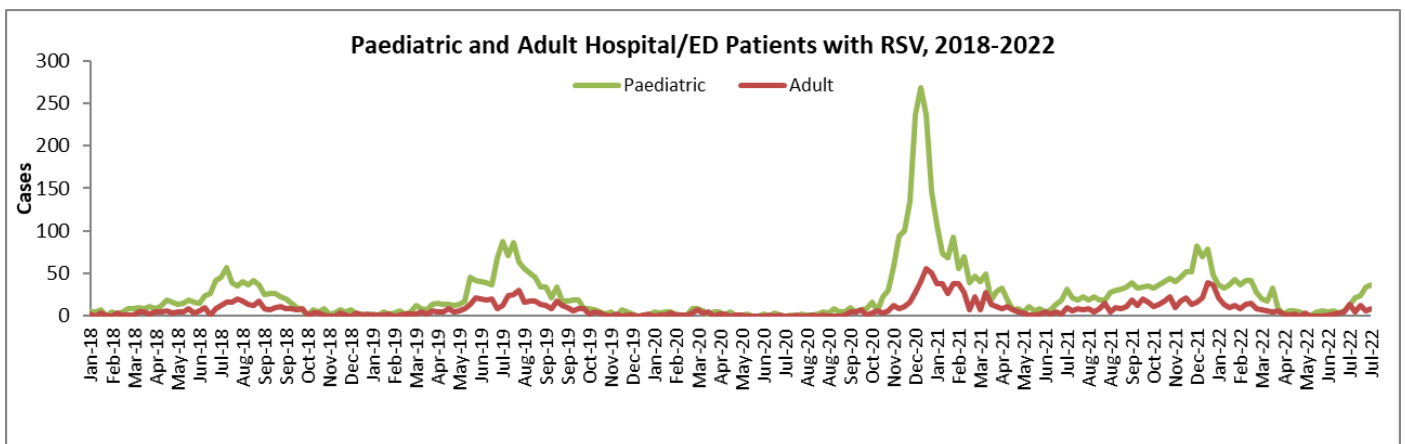


Figure 8: Paediatric and adult hospital attending patients with RSV, 2018-2022.

There were 37 children and 8 adults with RSV who attended a hospital.

Data is representative of all patients attending a hospital (public or private) in Western Australia, for which a respiratory sample was collected and tested at a PathWest laboratory.